

BANGLADESH EXPORT IMPORT COMPANY LIMITED
Statement of Financial Positions (Un-audited)
As at 30 June 2015

	Notes	Taka in '000	
		As at 30 Jun-2015	As at 31 Dec-2014
ASSETS			
Non - Current Assets		30,082,541	30,865,238
Property, Plant and Equipment	4	22,278,248	22,550,410
Investment Property		5,746,743	5,746,743
Investment in shares		2,057,550	2,568,085
Current Assets		66,664,361	64,614,651
Inventories	5	2,461,785	2,406,573
Debtors		27,725,735	26,259,345
Advances, Deposits and Pre-payments	6	36,426,369	35,889,780
Cash and Cash Equivalents	7	50,472	58,953
TOTAL ASSETS		96,746,902	95,479,889
EQUITY AND LIABILITIES:			
Shareholders' Equity		50,810,877	50,441,976
Share Capital		6,911,714	6,010,186
Reserves		26,829,839	26,259,345
Retained Earnings		17,069,324	17,601,951
Non Current Liabilities		9,363,138	9,342,984
Long Term Loans-Net off Current Maturity (Secured)	8	9,363,138	9,342,984
Current Liabilities and Provisions		36,572,887	35,694,929
Short Term Loans		10,615,125	13,359,897
Long Term Loans-Current Maturity	9	18,640,158	15,607,932
Creditors and other payables		7,317,604	6,727,100
TOTAL LIABILITIES AND SHAREHOLDERS' EQUITY		96,746,902	95,479,889
Net Asset Value per share		73.51	83.93

BANGLADESH EXPORT IMPORT COMPANY LIMITED
Statement of Comprehensive Income (Un-audited)
For the half year ended 30 June 2015

	Notes	Taka in '000			
		Half- Year ended 30 Jun-2015	Half- Year ended 30 Jun-2014	Quarter ended Apr- Jun-2015	Quarter ended Apr- Jun-2014
Revenue		11,510,541	12,061,564	5,667,362	6,281,804
Cost of Revenue	10	7,747,906	8,284,842	3,637,279	4,118,718
Gross Profit		3,762,635	3,776,722	2,030,083	2,163,086
Operating Expenses:		605,578	643,873	433,782	431,571
Administrative Expenses	11	599,603	636,718	428,960	426,365
Selling and Distribution Expenses		5,975	7,155	4,822	5,206
Profit from Operation		3,157,057	3,132,849	1,596,301	1,731,515
Financial Cost		2,701,356	2,806,995	1,359,207	1,610,641
Net Profit before contribution to WPF		455,701	325,854	237,094	120,874
Contribution to Workers' Participation / welfare Fund		21,700	15,517	11,290	5,756
Net Profit before Income Tax		434,001	310,337	225,804	115,118
Income tax expense		65,100	46,550	33,870	17,267
Net Profit after tax		368,901	263,787	191,934	97,851
Other Comprehensive Income		-	-	-	-
Total Comprehensive Income		368,901	263,787	191,934	97,851
Earning per share (EPS)/Adjusted EPS		0.53	0.38	0.28	0.14
Number of Shares ('000') used to compute EPS		691,171	691,171	691,171	691,171

BANGLADESH EXPORT IMPORT COMPANY LIMITED
Statement of Cash Flows (Un-audited)
For the half year ended 30 June 2015

	Taka in '000	
	Half Year ended 30 June 2015	Half Year ended 30 June 2014
Cash Flows From Operating Activities:		
Cash Received against revenue and Others	10,044,151	11,386,720
Cash Paid to Suppliers and others	(10,272,535)	(13,989,967)
Cash Generated from Operations	(228,384)	(2,603,247)
Income Tax Paid	(6,958)	(200,690)
	(6,958)	(200,690)
Net Cash Generated from Operating Activities	(235,342)	(2,803,937)
Cash Flows From Investing Activities:		
Acquisition of Property, Plant and Equipment	(80,746)	(19,013)
Net Cash used in Investing Activities	(80,746)	(19,013)
Cash Flows from Financing Activities:		
Increase / (Decrease) in Long Term Loan	3,052,380	2,293,982
Increase / (Decrease) in Short Term Loan	(2,744,773)	524,541
	307,607	2,818,523
Increase / (Decrease) in Cash and Cash Equivalents	(8,481)	(4,427)
Cash and Cash Equivalents at Opening	58,953	80,360
Cash and Cash Equivalents at Closing	50,472	75,933
Net Operating Cash flows per share	(0.34)	(4.67)

BANGLADESH EXPORT IMPORT COMPANY LIMITED
Statement of Changes in Equity (Un-audited)
For the half year ended 30 June 2015

Particulars	Taka in '000			
	Share Capital	Capital / Revaluation Reserve	Retained Earning	Total Equity
As on 01-01-2015	6,010,186	26,829,839	17,601,951	50,441,976
Issue of Bonus Shares for the prior period (2014)	901,528	-	(901,528)	-
Net Profit after tax for the period	-	-	368,901	368,901
As on 30-06-2015	6,911,714	26,829,839	17,069,324	50,810,877
As on 01-01-2014	5,226,248	27,180,767	16,861,659	49,268,674
Issue of Bonus Shares for the prior period (2013)	783,937	-	(783,937)	-
Net Profit after tax for the period	-	-	263,787	263,787
As on 30-06-2014	6,010,185	27,180,767	16,341,509	49,532,461



A S F Rahman
Chairman


Salman F Rahman
Vice-Chairman



A S F Rahman
Chairman



Salman F Rahman
Vice-Chairman



A S F Rahman
Chairman


Salman F Rahman
Vice-Chairman



A S F Rahman
Chairman


Salman F Rahman
Vice-Chairman


Syed Naved Husain
Chief Executive Officer



Mohammad Asad Ullah, FCS
Company Secretary


Md. Luthfor Rahman
Chief Financial Officer


Syed Naved Husain
Chief Executive Officer



Mohammad Asad Ullah, FCS
Company Secretary


Md. Luthfor Rahman
Chief Financial Officer


Syed Naved Husain
Chief Executive Officer


Mohammad Asad Ullah, FCS
Company Secretary


Md. Luthfor Rahman
Chief Financial Officer


Syed Naved Husain
Chief Executive Officer


Mohammad Asad Ullah, FCS
Company Secretary


Md. Luthfor Rahman
Chief Financial Officer

