

**Interim Financial Statements (Un-audited)**  
**For the First Quarter Ended September 30, 2020**



**Beximco Pharmaceuticals Limited**

**Financial Statements (Un-audited)  
Consolidated**

**Beximco Pharmaceuticals Limited and its Subsidiaries**  
**Consolidated Statement of Financial Position (Un-audited)**  
**As at September 30, 2020**

	Notes	September 30, 2020	Taka '000 June 30, 2020
<b>ASSETS</b>			
<b>Non-Current Assets</b>			
		<b>37,348,438</b>	<b>37,069,663</b>
Property, Plant and Equipment- Carrying Value	4	35,308,524	35,000,810
Right-of-use Assets		230,480	240,164
Intangible Assets		1,257,095	1,275,561
Goodwill		546,691	546,691
Other Investments	5	5,648	3,751
Other Non-current Assets		-	2,686
<b>Current Assets</b>			
		<b>13,309,487</b>	<b>13,049,079</b>
Inventories	6	6,783,352	5,944,769
Spares & Supplies		879,173	775,529
Accounts Receivable		3,094,114	3,305,451
Loans, Advances and Deposits	7	2,165,398	2,388,313
Cash and Cash Equivalents	8	387,450	635,017
<b>TOTAL ASSETS</b>		<b>50,657,925</b>	<b>50,118,742</b>
<b>SHAREHOLDERS' EQUITY AND LIABILITIES</b>			
<b>Equity Attributable to the Owners of the Company</b>			
		<b>33,571,945</b>	<b>32,495,121</b>
Issued Share Capital		4,055,564	4,055,564
Share Premium		5,269,475	5,269,475
Excess of Issue Price over Face Value of GDRs		1,689,637	1,689,637
Capital Reserve on Merger		294,951	294,951
Revaluation Surplus		1,124,422	1,125,768
Unrealized Gain/(Loss)		2,823	926
Retained Earnings		21,135,073	20,058,800
<b>Non-Controlling Interest</b>		<b>312,192</b>	<b>302,329</b>
<b>TOTAL EQUITY</b>		<b>33,884,137</b>	<b>32,797,450</b>
<b>Non-Current Liabilities</b>			
		<b>5,872,613</b>	<b>5,963,327</b>
Long Term Borrowings-Net of Current Maturity	9 A	1,396,452	1,651,590
Liability for Gratuity and WPPF & Welfare Funds		2,294,864	2,144,053
Deferred Tax Liability		2,181,297	2,167,684
<b>Current Liabilities and Provisions</b>			
		<b>10,901,175</b>	<b>11,357,965</b>
Short Term Borrowings		6,881,904	7,398,361
Long Term Borrowings-Current Maturity	9 B	1,311,135	1,454,312
Creditors and Other Payables		1,489,916	1,462,806
Accrued Expenses		732,644	739,513
Dividend Payable		16,710	17,086
Income Tax Payable		468,866	285,887
<b>TOTAL EQUITY AND LIABILITIES</b>		<b>50,657,925</b>	<b>50,118,742</b>




**Osman Kaiser Chowdhury**  
Director



**A B Siddiqui Rahman**  
Director



**Nazmul Hassan**  
Managing Director



**Mohammad Ali Nawaz**  
Chief Financial Officer





**Mohammad Asad Ullah, FCS**  
Executive Director & Company Secretary

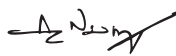
**Beximco Pharmaceuticals Limited and its Subsidiaries**  
**Consolidated Statement of Profit or Loss and Other Comprehensive Income (Un-audited)**  
**For the Period July-September 2020**

		Taka '000	
	Notes	July -September 2020	July -September 2019
<b>Net Revenue</b>		<b>6,925,930</b>	<b>6,303,335</b>
Cost of Goods Sold	10	(3,636,389)	(3,361,681)
<b>Gross Profit</b>		<b>3,289,541</b>	<b>2,941,654</b>
<b>Operating Expenses</b>		<b>(1,619,773)</b>	<b>(1,508,118)</b>
Administrative Expenses	11	(197,326)	(188,477)
Selling, Marketing and Distribution Expenses	12	(1,422,447)	(1,319,641)
<b>Profit from Operations</b>		<b>1,669,768</b>	<b>1,433,536</b>
Other Income	13	94,096	60,120
Finance Cost		(233,396)	(304,038)
<b>Profit Before Contribution to WPPF &amp; Welfare Funds</b>		<b>1,530,468</b>	<b>1,189,618</b>
Contribution to WPPF & Welfare Funds		(73,386)	(57,151)
<b>Profit Before Tax</b>		<b>1,457,082</b>	<b>1,132,467</b>
<b>Income Tax Expenses</b>		<b>(372,741)</b>	<b>(262,592)</b>
Current Tax		(358,679)	(270,658)
Deferred Tax	14	(14,062)	8,066
<b>Profit After Tax</b>		<b>1,084,341</b>	<b>869,875</b>
<b>Profit/(Loss) Attributable to:</b>			
Owners of the Company		1,074,478	864,760
Non-controlling interest		9,863	5,115
		<b>1,084,341</b>	<b>869,875</b>
Other Comprehensive Income-Unrealized Gain/(Loss)		1,897	(671)
<b>Total Comprehensive Income</b>		<b>1,086,238</b>	<b>869,204</b>
<b>Total Comprehensive Income Attributable to:</b>			
Owners of the Company		1,076,375	864,089
Non-controlling interest		9,863	5,115
		<b>1,086,238</b>	<b>869,204</b>
Earnings Per Share (EPS)		2.65	2.13
Number of Shares Used to Compute EPS	Nos.	405,556,445	405,556,445

  
**Osman Kaiser Chowdhury**  
 Director

  
**A B Siddiqur Rahman**  
 Director

  
**Nazmul Hassan**  
 Managing Director

  
**Mohammad Ali Nawaz**  
 Chief Financial Officer

  
**Mohammad Asad Ullah, FCS**  
 Executive Director & Company Secretary

**Beximco Pharmaceuticals Limited and its Subsidiaries**  
**Consolidated Statement of Changes in Equity (Un-audited)**  
**For the Period July-September 2020**

As at September 30, 2020

Taka' 000

	Share Capital	Share Premium	Excess of Issue Price over Face Value of GDRs	Capital Reserve on Merger	Revaluation Surplus	Unrealized Gain/(Loss)	Retained Earnings	Equity attributable to the Owners of the Company	Non-Controlling Interests	Total Equity
Balance as on July 01, 2020	4,055,564	5,269,475	1,689,637	294,951	1,125,768	926	20,058,800	32,495,121	302,329	32,797,450
<b>Total Comprehensive Income:</b>										
Profit/(Loss) for the Period	-	-	-	-	-	-	1,074,478	1,074,478	9,863	1,084,341
Other Comprehensive Income/(Loss)	-	-	-	-	-	1,897	-	1,897	-	1,897
<b>Transactions with the Shareholders:</b>										
Adjustment for Depreciation on Revalued Assets	-	-	-	-	(1,795)	-	1,795	-	-	-
Adjustment for Deferred Tax on Revalued Assets	-	-	-	-	449	-	-	449	-	449
Balance as on September 30, 2020	4,055,564	5,269,475	1,689,637	294,951	1,124,422	2,823	21,135,073	33,571,945	312,192	33,884,137
Number of Shares	405,556,445									
Net Asset Value (NAV) Per Share	Tk.								82.78	

As at September 30, 2019

Taka' 000

	Share Capital	Share Premium	Excess of Issue Price over Face Value of GDRs	Capital Reserve on Merger	Revaluation Surplus	Unrealized Gain/(Loss)	Retained Earnings	Equity attributable to the Owners of the Company	Non-Controlling Interests	Total Equity
Balance as on July 01, 2019	4,055,564	5,269,475	1,689,637	294,951	1,131,853	2,504	17,144,333	29,588,317	276,007	29,864,324
<b>Total Comprehensive Income:</b>										
Profit/(Loss) for the Period	-	-	-	-	-	-	864,760	864,760	5,115	869,875
Other Comprehensive Income/(Loss)	-	-	-	-	-	(671)	-	(671)	-	(671)
<b>Transactions with the Shareholders:</b>										
Adjustment for Depreciation on Revalued Assets	-	-	-	-	(2,029)	-	2,029	-	-	-
Balance as on September 30, 2019	4,055,564	5,269,475	1,689,637	294,951	1,129,824	1,833	18,011,122	30,452,406	281,122	30,733,528
Number of Shares	405,556,445									
Net Asset Value (NAV) Per Share	Tk.								75.09	

**Osman Kaiser Chowdhury**  
Director

**A B Siddiquir Rahman**  
Director

**Nazmul Hassan**  
Managing Director

**Mohammad Ali Nawaz**  
Chief Financial Officer

**Mohammad Asad Ullah, FCS**  
Executive Director & Company Secretary

**Beximco Pharmaceuticals Limited and its Subsidiaries**  
**Consolidated Statement of Cash Flows (Un-audited)**  
**For the Period July-September 2020**


	Notes	July -September 2020	Taka '000 July -September 2019
<b>Cash Flows from Operating Activities :</b>			
Receipts from Customers and Others		7,233,844	6,358,420
Payments to Suppliers and Employees		(5,609,810)	(4,107,888)
<b>Cash Generated from Operations</b>		<b>1,624,034</b>	<b>2,250,532</b>
Interest Paid		(233,396)	(304,038)
Interest Received		576	8,435
Income Tax Paid		(175,700)	(91,620)
<b>Net Cash Generated from Operating Activities</b>	15	<b>1,215,514</b>	<b>1,863,309</b>
<b>Cash Flows from Investing Activities :</b>			
Acquisition of Property, Plant and Equipment		(561,419)	(297,330)
Intangible Assets		(4,311)	(3,062)
Disposal of Property, Plant and Equipment		21,171	3,342
Decrease in Short Term Investment		-	(8,129)
<b>Net Cash Used in Investing Activities</b>		<b>(544,559)</b>	<b>(305,179)</b>
<b>Cash Flows from Financing Activities :</b>			
Net Increase /(Decrease) in Long Term Borrowings		(401,687)	(572,134)
Net Increase/(Decrease) in Short Term Borrowings		(516,458)	(1,108,064)
Dividend Paid		(376)	(33)
<b>Net Cash (Used in ) / from Financing Activities</b>		<b>(918,521)</b>	<b>(1,680,231)</b>
<b>Increase in Cash and Cash Equivalents</b>		<b>(247,566)</b>	<b>(122,101)</b>
Cash and Cash Equivalents at Beginning of Year		635,016	610,495
<b>Cash and Cash Equivalents at End of Year</b>	8	<b>387,450</b>	<b>488,394</b>
<b>Net Operating Cash Flow Per Share</b>		<b>3.00</b>	<b>4.59</b>




**Osman Kaiser Chowdhury**  
Director



**A B Siddiqur Rahman**  
Director



**Nazmul Hassan**  
Managing Director



**Mohammad Ali Nawaz**  
Chief Financial Officer



**Mohammad Asad Ullah, FCS**  
Executive Director & Company Secretary

# **Beximco Pharmaceuticals Limited and its Subsidiaries**

## **Selected Notes to the Financial Statements (Un-audited)**

### **For the Period July 2020 -September 2020**

## **1 Reporting Entity**

### **1.1 About the Company**

Beximco Pharmaceuticals Limited (BPL/ the Company) was incorporated as a public limited Company in Bangladesh in 1976. It is a leading manufacturer of pharmaceutical formulations and Active Pharmaceutical Ingredients (APIs). The Company was listed with Dhaka Stock Exchange in 1985 and with Chittagong Stock Exchange on its debut in 1995. In 2005, BPL took over Beximco Infusions Ltd., a listed company engaged in manufacturing and marketing of intravenous fluids and got enlisted with the Alternative Investment Market (AIM) of the London Stock Exchange through issuance of Global Depository Receipts (GDRs). In 2018, BPL acquired 85.22% shares of Nuvista Pharma Limited – a non-listed pharmaceutical company in Bangladesh specializing in hormones and steroid drugs and took over control of its management. Shares of the Company are traded in Dhaka and Chittagong Stock Exchanges of Bangladesh and its GDRs in AIM of the London Stock Exchange.

The registered office of the Company is located at House No. 17, Road No. 2, Dhanmondi R/A, Dhaka. The industrial units are located at Tongi and Kaliakoir of Gazipur district – vicinities close to the capital city Dhaka. The manufacturing facilities of the Company are certified by leading global regulatory authorities including United States Food and Drug Administration (USFDA).

### **1.2 The Subsidiaries**

#### **Nuvista Pharma Limited (NPL)**

Nuvista Pharma, formerly Organon (Bangladesh) Ltd., was a subsidiary of Netherlands based Organon International. It was originally incorporated as a private limited company. In 2006 the foreign holding of the company was sold out to Bangladeshi management and was renamed as Nuvista Pharma Limited. The Company through amendments to its memorandum of association in 2011 converted it into a public limited company. In April 2018, Beximco Pharmaceuticals Limited acquired majority shareholdings in Nuvista Pharma Limited (NPL) and through this acquisition BPL has become the immediate and ultimate parent of the company.

#### **Beximco Pharma API Limited**

Beximco Pharma API Limited was formed as a private limited company in December 2017 with a paid up capital of Taka 20 million divided into 2 million shares of Taka 10 each, fully held by BPL. The company intends to set up a facility at API Industrial Park to manufacture Active Pharmaceutical Ingredients (APIs) for domestic and international markets. The company is still in the initial phase of establishment.

### **1.3 Nature of Business**

BPL is engaged in manufacturing and marketing of generic pharmaceuticals formulation products covering a wide range of therapeutic categories. It offers products in different dosage forms including Solid, Liquid, Cream and Ointment, Suppositories, Metered Dose Inhaler, Dry Powder Inhaler, Nasal Spray, Sterile, Lyophilized Injectable, Large Volume Intravenous Fluids. Besides formulation products BPL also manufactures Active Pharmaceutical Ingredients (APIs) and renders contract manufacturing services to other companies. Products of the company are sold in domestic and international markets.

NPL produces various pharmaceutical products including oral contraceptives, hormone, steroid, anti-histamine, anti-fibrinolytic, anti-infective, cardiac, gastrointestinal, musculoskeletal, respiratory, vitamin & mineral supplement and women's health products which are sold in the local market.

Both BPL and NPL provides contract manufacturing services.

## **2. Basis of Preparation of Financial Statements**

These interim financial statements should be read in conjunction with the Financial Statements for the Year ended June 30, 2019 (hereafter referred to as the "Annual Financial Statements"), as they provide an update to previously reported information.

The accounting policies used are consistent with those used in the Annual Financial Statements. These financial statements have been prepared in a condensed form with selected notes following IAS 34: Interim Financial Reporting. The presentation of the Interim Financial Statements is consistent with the Annual Financial Statements. Where necessary, the comparatives have been reclassified or extended to take into account any presentational changes made in the Annual Financial Statements. The preparation of the Interim Financial Statements requires management to make estimates and assumptions that affect the reported amounts of revenues, expenses, assets and liabilities at the date of the Interim Financial Statements. If in the future such estimates and assumptions, which are based on management's best judgment at the date of the Interim Financial Statements, deviate from the actual, the original estimates and assumptions will be modified as appropriate in the period in which the circumstances change.

## **3. Significant Accounting Policies**

### **3.1 Basis of Consolidation**

"The financial statements of the subsidiaries-Nuvista Pharma Limited and Beximco Pharma API Limited, have been consolidated with those of Beximco Pharmaceuticals Limited in accordance with IFRS 10: Consolidated Financial Statements.

The Company acquired 85.22% shares of the issued paid up capital of Nuvista Pharma Limited. This ownership interest is adequate enough to establish control over NPL and thus BPL meets the conditions as stated in IFRS 10: Consolidated Financial Statements to consider NPL as a subsidiary.

Beximco Pharma API Limited (BPAL) was formed with a paid up capital of Tk.20,000,000 divided into 2,000,000 shares of Tk.10 each, all of which excepting 10 shares are held by Beximco Pharmaceuticals Ltd (BPL). Beximco Pharma API Ltd thus meets the conditions stated in IFRS 10: Consolidated Financial Statements to consider it as a subsidiary.

### **3.2 Inter-Company Transactions**

Assets, Liabilities, Equity, Income, Expenses and Cash Flows arising out of transactions between the Company and the subsidiary have been eliminated in full in the Consolidated Financial Statements.

### **3.3. Non-Controlling Interests (NCIs)**

Non-Controlling Interests (NCIs) at the date of acquisition has been measured at fair value of the net assets of the acquired company in proportion to the shares of the entitled holders. Profit or Loss and Other Comprehensive Income subsequent to the acquisition has been allocated to the Owners of the Company and to the NCIs and also disclosed in the financial statements.

### **3.4. Valuation of Goodwill**

Goodwill has been determined in accordance with IFRS 3: Business Combination. This represents the excess of the aggregate of Purchase Consideration and the acquisition-date fair value of NCI's share in the net assets over the acquisition-date fair value of the net assets of the subsidiary.

### **3.5 Investment in Associates**

Investment in Associates has been accounted for using the Equity method as per IAS 28: Investment in Associates and Joint Ventures.



	As at September 30 2020	Taka '000 As at June 30 2020
<b>4. Property, Plant &amp; Equipment - Carrying Value</b>		
Land	4,067,830	4,067,830
Building and Other Constructions	8,097,486	7,822,271
Plant and Machinery	16,640,735	15,766,994
Furniture and Fixtures	332,335	330,454
Transport and Vehicle	830,378	827,287
Office Equipment	622,491	616,852
	<b>30,591,255</b>	<b>29,431,688</b>
Less :Accumulated Depreciation	(10,435,598)	(10,220,348)
<b>Net Book Value</b>	<b>20,155,657</b>	<b>19,211,340</b>
Capital Work in Progress	15,152,867	15,789,470
<b>Carrying Value</b>	<b>35,308,524</b>	<b>35,000,810</b>
<b>5. Other Investments</b>		
Bangladesh Export Import Co. Ltd.	4,079	2,182
Central Depository Bangladesh Ltd. (CDBL)	1,569	1,569
	<b>5,648</b>	<b>3,751</b>
<b>6. Inventories</b>		
Finished Goods	1,298,676	1,128,728
Raw and Packing Materials (Including Work in Process, Laboratory Chemicals, R & D Materials and Material in Transit)	5,415,863	4,746,573
Physician Sample	68,813	69,468
	<b>6,783,352</b>	<b>5,944,769</b>
<b>7. Loans, Advances and Deposits</b>		
Clearing & Forwarding	221,895	281,675
VAT	381,980	441,075
Claims Receivable	5,607	6,636
Security Deposit and Earnest Money	134,480	83,542
Lease Deposit	10,822	10,822
Capital Expenditure / Project	160,868	209,723
Bank Guarantee Margin	35,585	35,585
Advance against Salary	168,572	161,307
Motor Cycle	149,841	154,443
Raw & Packing Material	396,158	442,658
Overseas Liaison Office	43,587	40,724
Others	456,002	520,123
	<b>2,165,398</b>	<b>2,388,313</b>

	As at September 30 2020	Taka '000 As at June 30 2020
<b>8. Cash and Cash Equivalents</b>		
(a) Cash in Hand (Including Imprest Cash)	231,980	170,479
(b) Cash at Bank:		
Current and FC Account	116,570	426,156
FDR Account	38,900	38,382
	<b>387,450</b>	<b>635,017</b>

## 9. Long Term Borrowings

### A. Net of Current Maturity

Project Loan - ODDO BHF Aktiengesellschaft, Frankfurt, Germany	1,202,474	1,437,979
Lease Liability	191,958	208,860
Dhaka Bank Limited	2,020	4,751
	<b>1,396,452</b>	<b>1,651,590</b>

### B. Current Maturity

Project Loan - ODDO BHF Aktiengesellschaft, Frankfurt, Germany	937,110	937,110
Lease Liability	102,874	108,115
Term Loan- AB Bank Limited	256,347	377,803
Dhaka Bank Limited	14,804	31,284
	<b>1,311,135</b>	<b>1,454,312</b>

C.Exchange fluctuation loss of Tk. 3,371,735 has been incurred on conversion of outstanding foreign currency loan to functional currency at the exchange rate prevailing on the date of Statement of Financial Position.

	For the Period July - September 2020	Taka '000 For the Period July - September 2019
<b>10. Cost of Goods Sold</b>		
Materials	2,744,319	2,479,136
Factory Overhead	675,271	653,963
Depreciation	216,799	228,582
	<b>3,636,389</b>	<b>3,361,681</b>

## 11. Administrative Expenses

Salary & Allowances	112,401	104,138
Repairs & Maintenance	12,320	14,192
Travelling & Conveyance	6,015	6,882
Company Secretarial, Regulatory Fee and AGM Expense	6,457	8,366
Depreciation	8,282	8,780
Security Expenses	3,278	2,788
Other Expenses	48,574	43,331
	<b>197,326</b>	<b>188,477</b>

	Taka '000	
	For the Period July - September 2020	For the Period July - September 2019
<b>12. Selling, Marketing and Distribution Expenses</b>		
Salary & Allowances	520,971	505,695
Travelling & Conveyance	149,482	151,671
Market Research & New Products	16,377	17,453
Sample Expenses	118,511	114,058
Literature and News Letter	49,153	43,198
Events, Programs & Campaigns	44,897	30,543
Brand Development	16,636	8,225
Sales Promotion Expenses	29,731	26,672
Distribution Commission	104,648	99,026
Delivery Expense	71,657	60,563
Depreciation and Amortization	39,917	37,231
Export Insurance, Freight and C & F Expenses	30,078	70,665
Security Expenses	4,701	4,464
Bad Debts	525	750
Other Expenses	225,163	149,427
	<b>1,422,447</b>	<b>1,319,641</b>
<b>13. Other Income</b>		
Interest Income	576	8,733
Cash Incentive on Export	74,499	-
Royalty	20,000	50,250
Exchange Rate Fluctuation Gain/(loss)	(1,294)	1,137
Miscellaneous Income	316	-
	<b>94,096</b>	<b>60,120</b>
<b>14. Deferred Tax Income/(Expense)</b>		
Deferred Tax is arrived at as follows :		
Property, Plant & Equipment ( Difference in book value & Tax base)	9,744,500	9,456,337
Deferred Liability (Gratuity)	(1,220,092)	(1,073,675)
Bad Debts	(5,669)	-
<b>Temporary Difference</b>	<b>8,518,739</b>	<b>8,382,662</b>
Tax Rate	-	-
Deferred Tax Liability at end of the period	2,181,297	2,157,099
Deferred Tax Liability at beginning of the period	2,167,684	2,147,423
Change in Deferred Tax Liability	13,613	9,676
Deferred Tax on Revaluation Surplus	(449)	(17,742)
<b>Deferred Tax Income/(Expense)</b>	<b>14,062</b>	<b>8,066</b>

Taka '000

For the Period  
July - September 2020

For the Period  
July - September 2019

**15. Reconciliation of Net Profit with Cash Flows from Operating Activities**

<b>Profit after Tax</b>	<b>1,084,341</b>	<b>869,875</b>
Adjustment to reconcile net profit to net cash Generated from Operating Activities :		
<b>Non-cash Expenses :</b>	<b>429,872</b>	<b>317,009</b>
Depreciation	242,222	255,994
Amortization	22,777	18,599
Gratuity & WPPF	150,811	50,482
Deferred tax	14,062	(8,066)
<b>Non-operating items:</b>	<b>3,367</b>	<b>(1,066)</b>
Exchange rate fluctuation loss on Foreign Currency Bank Loan	3,372	(1,066)
Loss on sale of Fixed Assets	(5)	-
<b>Changes in working Capital</b>	<b>(302,066)</b>	<b>677,490</b>
(Increase)/Decrease in Inventories	(838,583)	403,540
(Increase)/Decrease in Spares & Supplies	(103,644)	(15,201)
(Increase)/Decrease in Accounts Receivable	211,337	(44,104)
(Increase)/Decrease in Loans, Advances & Deposits	225,604	41,104
(Increase)/Decrease in Advance Income Tax	-	24,312
Increase/(Decrease) in Creditors and Other Payables	27,110	(54,558)
Increase/(Decrease) in Accrued Expenses	(6,869)	167,670
Increase/(Decrease) in Income Tax Payable	182,979	154,727
<b>Net Cash Generated from Operating Activities</b>	<b><u>1,215,514</u></b>	<b><u>1,863,309</u></b>

**16. Significant Deviations**

Operating cash flow per share declined as compared to July-September 2019 predominantly because the Company needed to maintain higher inventory in the context of the supply chain disruptions due the COVID-19 pandemic and partly to support the organic business growth.

**17. Proposed Dividend for 2019-2020**

The Board of Directors of Beximco Pharmaceuticals Ltd. while considering the annual accounts for the year ended June 30, 2020, proposed Cash Dividend @ 15% (Tk. 1.50 per share) and Stock Dividend @ 10% (10 shares for every 100 shares held) in the meeting held on October 28, 2020. The Dividends are subject to approval of the shareholders' in the annual general meeting of the Company scheduled on December 19, 2020. The proposed dividend has not been accounted for in this interim financial statements.

Additionally the Board of Directors of BPL's Subsidiary, Nuvista Pharma Limited (NPL) has declared Cash dividend @ 35%, (Tk. 3.5 per share) for the year ended on June 30, 2020. The proposed dividend is subject to approval of the shareholders of NPL in the annual general meeting scheduled on November 25, 2020 and has not been accounted for in this interim financial statements.



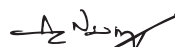
**Osman Kaiser Chowdhury**  
Director



**A B Siddiqui Rahman**  
Director



**Nazmul Hassan**  
Managing Director



**Mohammad Ali Nawaz**  
Chief Financial Officer



**Mohammad Asad Ullah, FCS**  
Executive Director & Company Secretary

**Financial Statements (Un-audited)**  
**Beximco Pharmaceuticals Ltd. Stand-alone**

**Beximco Pharmaceuticals Limited**  
**Statement of Financial Position (Un-audited)**  
**As at September 30, 2020**

Taka '000

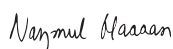
	Notes	September 30, 2020	June 30, 2020
<b>ASSETS</b>			
<b>Non-Current Assets</b>		<b>36,547,808</b>	<b>36,240,980</b>
Property, Plant and Equipment- Carrying Value	3	33,567,123	33,244,656
Right-of-use Assets		230,480	237,100
Intangible Assets		570,045	580,961
Investment in Subsidiaries		2,145,186	2,145,186
Investment In Associates		29,326	29,326
Other Investments	4	5,648	3,751
<b>Current Assets</b>		<b>12,700,175</b>	<b>12,438,793</b>
Inventories	5	6,362,085	5,528,438
Spares & Supplies		838,704	735,704
Accounts Receivable		3,025,040	3,213,666
Loans, Advances and Deposits	6	2,114,665	2,345,040
Cash and Cash Equivalents	7	359,681	615,945
<b>TOTAL ASSETS</b>		<b>49,247,983</b>	<b>48,679,773</b>
<b>EQUITY AND LIABILITIES</b>			
<b>Shareholders' Equity</b>		<b>33,386,935</b>	<b>32,356,359</b>
Issued Share Capital		4,055,564	4,055,564
Share Premium		5,269,475	5,269,475
Excess of Issue Price over Face Value of GDRs		1,689,637	1,689,637
Capital Reserve on Merger		294,951	294,951
Revaluation Surplus		1,124,422	1,125,768
Unrealized Gain/(Loss)		2,823	926
Retained Earnings		20,950,063	19,920,038
<b>Non-Current Liabilities</b>		<b>5,578,220</b>	<b>5,692,973</b>
Long Term Borrowings-Net of Current Maturity	8 A	1,389,928	1,641,924
Liability for Gratuity and WPPF & Welfare Funds		2,136,681	2,015,304
Deferred Tax Liability		2,051,611	2,035,745
<b>Current Liabilities and Provisions</b>		<b>10,282,828</b>	<b>10,630,441</b>
Short Term Borrowings		6,560,603	6,987,531
Long Term Borrowings-Current Maturity	8 B	1,294,754	1,421,497
Creditors and Other Payables		1,379,068	1,332,059
Accrued Expenses		612,469	609,401
Dividend Payable		16,428	16,804
Income Tax Payable		419,506	263,149
<b>TOTAL EQUITY AND LIABILITIES</b>		<b>49,247,983</b>	<b>48,679,773</b>



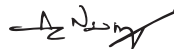
**Osman Kaiser Chowdhury**  
Director



**A B Siddiqui Rahman**  
Director



**Nazmul Hassan**  
Managing Director



**Mohammad Ali Nawaz**  
Chief Financial Officer





**Mohammad Asad Ullah, FCS**  
Executive Director & Company Secretary

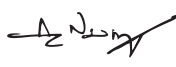
**Beximco Pharmaceuticals Limited**  
**Statement of Profit or Loss and Other Comprehensive Income (Un-audited)**  
**For the Period July-September 2020**


		Taka '000	
	Notes	July -September 2020	July -September 2019
<b>Net Sales Revenue</b>		<b>6,342,334</b>	<b>5,814,842</b>
Cost of Goods Sold	9	(3,359,715)	(3,130,243)
<b>Gross Profit</b>		<b>2,982,619</b>	<b>2,684,599</b>
<b>Operating Expenses</b>		<b>(1,449,714)</b>	<b>(1,366,109)</b>
Administrative Expenses	10	(172,232)	(173,128)
Selling, Marketing and Distribution Expenses	11	(1,277,482)	(1,192,981)
<b>Profit from Operations</b>		<b>1,532,905</b>	<b>1,318,490</b>
Other Income	12	130,822	91,555
Finance Cost		(226,726)	(285,775)
<b>Profit Before Contribution to WPPF &amp; Welfare Funds</b>		<b>1,437,001</b>	<b>1,124,270</b>
Contribution to WPPF & Welfare Funds		(68,429)	(53,537)
<b>Profit Before Tax</b>		<b>1,368,572</b>	<b>1,070,733</b>
<b>Income Tax Expenses</b>		<b>(340,342)</b>	<b>(235,466)</b>
Current Tax		(324,027)	(242,079)
Deferred Tax Income/ (Expense)	13	(16,315)	6,613
<b>Profit after Tax</b>		<b>1,028,230</b>	<b>835,267</b>
Other Comprehensive Income - Unrealized Gain/(Loss)		1,897	(671)
<b>Total Comprehensive Income</b>		<b>1,030,127</b>	<b>834,596</b>
<b>Earnings Per Share (EPS)</b>		<b>2.54</b>	<b>2.06</b>
Number of Shares Used to Compute EPS		405,556,445	405,556,445

  
**Osman Kaiser Chowdhury**  
 Director

  
**A B Siddiquir Rahman**  
 Director

  
**Nazmul Hassan**  
 Managing Director

  
**Mohammad Ali Nawaz**  
 Chief Financial Officer

  
**Mohammad Asad Ullah, FCS**  
 Executive Director & Company Secretary

**Beximco Pharmaceuticals Limited**  
**Statement of Changes in Equity (Un-audited)**  
**For the Period July-September 30, 2020**

**For the Period Ended September 30, 2020**

**Taka' 000**


	Share Capital	Share Premium	Excess of Issue Price over Face Value of GDRs	Capital Reserve on Merger	Revaluation Surplus	Unrealized Gain/(Loss)	Retained Earnings	Total	
Balance as on July 01, 2020	4,055,564	5,269,475	1,689,637	294,951	1,125,768	926	19,920,038	32,356,359	
<b>Total Comprehensive Income :</b>									
Profit for the Period	-	-	-	-	-	-	1,028,230	1,028,230	
Other Comprehensive Income/(Loss)	-	-	-	-	-	1,897	-	1,897	
<b>Transactions with the Shareholders:</b>									
Adjustment for Depreciation on Revalued Assets	-	-	-	-	(1,795)	-	1,795	-	
Adjustment for Deferred Tax on Revalued Assets	-	-	-	-	449	-	-	449	
Balance as on September 30, 2020	4,055,564	5,269,475	1,689,637	294,951	1,124,422	2,823	20,950,063	33,386,935	
Number of Shares									405,556,445
Net Asset Value (NAV) Per Share								Tk.	82.32


**For the Period Ended September 30, 2019**

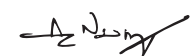
**Taka' 000**


	Share Capital	Share Premium	Excess of Issue Price over Face Value of GDRs	Capital Reserve on Merger	Revaluation Surplus	Unrealized Gain/(Loss)	Retained Earnings	Total	
Balance as on July 01, 2019	4,055,564	5,269,475	1,689,637	294,951	1,131,853	2,504	17,156,859	29,600,843	
<b>Total Comprehensive Income :</b>									
Profit for the Period	-	-	-	-	-	-	835,267	835,267	
Other Comprehensive Income / (Loss)	-	-	-	-	-	(671)	-	(671)	
<b>Transaction with the Shareholders :</b>									
Adjustment for Depreciation on Revalued Assets	-	-	-	-	(2,029)	-	2,029	-	
Balance as on September 30, 2019	4,055,564	5,269,475	1,689,637	294,951	1,129,824	1,833	17,994,155	30,435,439	
Number of Shares									405,556,445
Net Asset Value (NAV) Per Share								Tk.	75.05

  
**Osman Kaiser Chowdhury**  
 Director

  
**A B Siddiquir Rahman**  
 Director

  
**Nazmul Hassan**  
 Managing Director

  
**Mohammad Ali Nawaz**  
 Chief Financial Officer


  
**Mohammad Asad Ullah, FCS**  
 Executive Director & Company Secretary




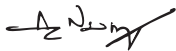
**Beximco Pharmaceuticals Limited**  
**Statement of Cash Flows (Un-audited)**  
**For the Period July-September 2020**

	Notes	July -September 2020	Taka '000 July -September 2019
<b>Cash Flows from Operating Activities :</b>			
Receipts from Customers and Others		6,664,579	5,875,142
Payments to Suppliers and Employees		(5,181,238)	(3,773,624)
<b>Cash Generated from Operations</b>		<b>1,483,341</b>	<b>2,101,518</b>
Interest Paid		(226,726)	(285,775)
Interest Received		576	8,435
Income Tax Paid		(167,670)	(87,353)
<b>Net Cash Generated from Operating Activities</b>	14	<b>1,089,521</b>	<b>1,736,825</b>
<b>Cash Flows from Investing Activities :</b>			
Acquisition of Property, Plant and Equipment		(553,225)	(293,755)
Intangible Assets		(4,311)	(3,062)
Investment in Subsidiary		-	-
Disposal of Property, Plant and Equipment		21,166	3,342
Dividend Received		-	-
Decrease in Short Term Investment		-	(8,129)
<b>Net Cash Used in Investing Activities</b>		<b>(536,370)</b>	<b>(301,604)</b>
<b>Cash Flows from Financing Activities :</b>			
Net Increase /(Decrease) in Long Term Borrowings		(382,111)	(541,390)
Net Increase/(Decrease) in Short Term Borrowings		(426,928)	(1,010,934)
Dividend Paid		(376)	(33)
<b>Net Cash (Used in)/from Financing Activities</b>		<b>(809,415)</b>	<b>(1,552,357)</b>
<b>Increase/(Decrease) in Cash and Cash Equivalents</b>		<b>(256,264)</b>	<b>(117,136)</b>
Cash and Cash Equivalents at Beginning of Period		615,945	582,306
<b>Cash and Cash Equivalents at End of Period</b>		<b>359,681</b>	<b>465,170</b>
Net Operating Cash Flow Per Share		2.69	4.28

  
**Osman Kaiser Chowdhury**  
 Director

  
**A B Siddiquir Rahman**  
 Director

  
**Nazmul Hassan**  
 Managing Director

  
**Mohammad Ali Nawaz**  
 Chief Financial Officer

  
**Mohammad Asad Ullah, FCS**  
 Executive Director & Company Secretary

**Beximco Pharmaceuticals Limited**  
**Selected Notes to the Financial Statements (Un-audited)**  
**For the Period July-September 2020**

**1. Reporting Entity**

**1.1 About the company**

Beximco Pharmaceuticals Limited (BPL/ the Company) was incorporated as a public limited Company in Bangladesh in 1976. It is a leading manufacturer of pharmaceutical formulations and Active Pharmaceutical Ingredients (APIs). The Company was listed with Dhaka Stock Exchange in 1985 and with Chittagong Stock Exchange on its debut in 1995. In 2005, BPL took over Beximco Infusions Ltd., a listed company engaged in manufacturing and marketing of intravenous fluids and got enlisted with the Alternative Investment Market (AIM) of the London Stock Exchange through issuance of Global Depository Receipts (GDRs). In 2018, BPL acquired 85.22% shares of Nuvista Pharma Limited – a non-listed pharmaceutical company in Bangladesh specializing in hormones and steroid drugs and took over control of its management. Shares of the Company are traded in Dhaka and Chittagong Stock Exchanges of Bangladesh and its GDRs in AIM of the London Stock Exchange.

The registered office of the Company is located at House No. 17, Road No. 2, Dhanmondi R/A, Dhaka. The industrial units are located at Tongi and Kaliakoir of Gazipur district – vicinities close to the capital city Dhaka. The manufacturing facilities of the Company are certified by leading global regulatory authorities including United States Food and Drug Administration (USFDA).

**1.2 Nature of Business**

The company is engaged in manufacturing and marketing of generic pharmaceuticals formulation products covering a wide range of therapeutic categories. It offers products in different dosage forms including Solid, Liquid, Cream and Ointment, Suppositories, Metered Dose Inhaler, Dry Powder Inhaler, Nasal Spray, Sterile, Lyophilized Injectable, Large Volume Intravenous Fluids. BPL also manufactures Active Pharmaceutical Ingredients (APIs) and renders contract manufacturing services to other companies. Products of the company are sold in domestic and international markets.

**2. Basis of Preparation of Financial Statements**

These interim financial statements should be read in conjunction with the Financial Statements for the Year ended June 30, 2020 (hereafter referred to as the "Annual Financial Statements"), as they provide an update to previously reported information.

The accounting policies used are consistent with those used in the Annual Financial Statements. These financial statements have been prepared in a condensed form with selected notes following IAS 34: Interim Financial Reporting. The presentation of the Interim Financial Statements is consistent with the Annual Financial Statements. Where necessary, the comparatives have been reclassified or extended to take into account any presentational changes made in the Annual Financial Statements. The preparation of the Interim Financial Statements requires management to make estimates and assumptions that affect the reported amounts of revenues, expenses, assets and liabilities at the date of the Interim Financial Statements. If in the future such estimates and assumptions, which are based on management's best judgment at the date of the Interim Financial Statements, deviate from the actual, the original estimates and assumptions will be modified as appropriate in the period in which the circumstances change.

Taka '000

As at September 30  
2020As at June 30  
2020**3. Property, Plant & Equipment - Carrying Value**

Land	3,343,741	3,343,741
Building and Other Constructions	7,774,978	7,499,762
Plant and Machinery	15,366,983	14,495,139
Furniture and Fixtures	282,502	281,072
Transport and Vehicle	686,005	686,005
Office Equipment	591,239	585,815
	<b>28,045,448</b>	<b>26,891,534</b>
Less :Accumulated Depreciation	(9,608,384)	(9,416,167)
<b>Net Book Value</b>	<b>18,437,064</b>	<b>17,475,367</b>
Capital Work in Progress	15,130,059	15,769,289
<b>Carrying Value</b>	<b>33,567,123</b>	<b>33,244,656</b>

**4. Other Investments**

Bangladesh Export Import Co. Ltd.	4,079	2,182
Central Depository Bangladesh Ltd. (CDBL)	1,569	1,569
	<b>5,648</b>	<b>3,751</b>

**5. Inventories**

Finished Goods	1,193,214	972,564
Raw and Packing Materials (Including Work in Process, Laboratory Chemicals, R & D Materials and Material in Transit)	5,100,058	4,486,406
Physician Sample	68,813	69,468
	<b>6,362,085</b>	<b>5,528,438</b>

**6. Loans, Advances and Deposits**

Clearing & Forwarding	221,895	281,675
VAT	362,141	419,480
Claims Receivable	5,607	6,636
Security Deposit and Earnest Money	115,621	76,961
Lease Deposit	10,822	10,822
Capital Expenditure / Project	160,868	209,723
Bank Guarantee Margin	35,585	35,585
Advance against Salary	163,367	157,726
Motor Cycle	149,841	154,443
Raw & Packing Material	396,158	442,659
Overseas Liaison Office	43,587	40,725
Others	449,173	508,605
	<b>2,114,665</b>	<b>2,345,040</b>

	Taka '000	
	As at September 30 2020	As at June 30 2020
<b>7. Cash and Cash Equivalents</b>		
(a) Cash in Hand (Including Imprest Cash)	231,691	170,284
(b) Cash at Bank:		
Current and FC Account	89,090	407,280
FDR Account	38,900	38,381
	<u>359,681</u>	<u>615,945</u>
<b>8. Long Term Borrowings</b>		
<b>A. Net of Current Maturity</b>		
Project Loan - ODDO BHF Aktiengesellschaft, Frankfurt, Germany	1,202,474	1,437,979
Leases Liability	187,454	203,945
	<u>1,389,928</u>	<u>1,641,924</u>
<b>B. Current Maturity</b>		
Project Loan - ODDO BHF Aktiengesellschaft, Frankfurt, Germany	937,110	937,110
Leases Liability	101,297	106,584
Term Loan -AB Bank Limited	256,347	377,803
	<u>1,294,754</u>	<u>1,421,497</u>

C. Exchange fluctuation loss of Tk. 3,371,735 has been incurred on conversion of outstanding foreign currency loan to functional currency at the exchange rate prevailing on the date of Statement of Financial Position.

	Taka '000	
	For the Period July - September 2020	For the Period July - September 2019
<b>9. Cost of Goods Sold</b>		
Materials	2,586,704	2,364,594
Factory Overhead	577,339	558,089
Depreciation	195,672	207,560
	<u>3,359,715</u>	<u>3,130,243</u>
<b>10. Administrative Expenses</b>		
Salary & Allowances	94,479	93,705
Repairs & Maintenance	11,444	13,310
Travelling & Conveyance	5,963	6,775
Company Secretarial, Regulatory Fee and AGM Expense	6,319	8,238
Depreciation	7,567	8,027
Security Expenses	3,278	2,788
Other Expenses	43,183	40,285
	<u>172,232</u>	<u>173,128</u>

Taka '000

For the Period July -  
September 2020For the Period July -  
September 2019**11. Selling, Marketing and Distribution Expenses**

Salary & Allowances	457,878	447,418
Travelling & Conveyance	126,943	132,540
Market Research & New Products	16,377	17,453
Sample Expenses	114,912	111,249
Literature and News Letter	40,625	36,574
Events, Programs & Campaign	41,803	29,152
Brand Development	14,565	7,413
Sales Promotion Expenses	25,693	23,580
Distribution Commission	104,648	99,026
Delivery Expense	71,657	60,563
Depreciation and Amortization	28,199	24,810
Export Insurance, Freight and C & F Expenses	30,078	70,665
Security Expenses	4,701	4,464
Bad Debts	525	750
Other Expenses	198,878	127,324
	<b>1,277,482</b>	<b>1,192,981</b>

**12. Other Income**

Interest Income	576	8,435
Distribution Commission	31,678	26,398
Cash Incentive on Export	74,499	-
Royalty	25,364	55,585
Exchange Rate Fluctuation Gain/(loss)	(1,294)	1,137
	<b>130,822</b>	<b>91,555</b>

**13. Deferred Tax Income/(Expense)**

Deferred Tax is arrived at as follows :

Property, Plant & Equipment ( Difference in book value & Tax base)	9,298,177	9,016,430
Deferred Liability (Gratuity)	(1,086,065)	(961,628)
Bad Debts	(5,669)	-
<b>Temporary Difference</b>	<b>8,206,443</b>	<b>8,054,802</b>
Tax Rate	25%	25%
Deferred Tax Liability at end of the period	2,051,611	2,013,700
Deferred Tax Liability at beginning of the period	2,035,745	2,002,571
<b>Change in Deferred Tax Liability</b>	<b>15,866</b>	<b>11,129</b>
Deferred Tax on Revaluation Surplus	(449)	(17,742)
<b>Deferred Tax Income/(Expense)</b>	<b>16,315</b>	<b>6,613</b>

Taka '000

For the Period July -  
September 2020For the Period July -  
September 2019**14. Reconciliation of Net Profit with Cash Flows from Operating Activities**

<b>Profit after Tax</b>	<b>1,028,230</b>	<b>835,267</b>
Adjustment to reconcile net profit to net cash Generated from Operating Activities :		
<b>Non-cash Expenses :</b>	<b>369,131</b>	<b>272,485</b>
Depreciation	216,212	229,348
Amortization	15,227	11,049
Gratuity & WPPF	121,377	38,701
Deferred Tax	16,315	(6,613)
<b>Non-operating items:</b>	<b>3,372</b>	<b>(1,066)</b>
Exchange rate fluctuation loss on Foreign Currency Bank Loan	3,372	(1,066)
<b>Changes in Working Capital</b>	<b>(311,212)</b>	<b>630,139</b>
(Increase)/Decrease in Inventories	(833,647)	400,186
(Increase)/Decrease in Spares & Supplies	(103,000)	(14,753)
(Increase)/Decrease in Accounts Receivable	188,626	(21,753)
(Increase)/Decrease in Loans, Advances & Deposits	230,375	42,916
Increase/(Decrease) in Creditors and Other Payables	47,009	(56,776)
Increase/(Decrease) in Accrued Expenses	3,068	125,592
Increase/(Decrease) in Income Tax Payable	156,357	154,727
<b>Net cash Generated from Operating Activities</b>	<b>1,089,521</b>	<b>1,736,825</b>

**15. Significant Deviations**

Operating cash flow per share declined as compared to July-September 2019 predominantly because the Company needed to maintain higher inventory in the context of the supply chain disruptions due the COVID-19 pandemic and partly to support the organic business growth.

**16. Proposed Dividend for 2019-2020**

The Board of Directors of Beximco Pharmaceuticals Ltd. while considering the annual accounts for the year ended June 30, 2020, proposed Cash Dividend @ 15% (Tk. 1.50 per share) and Stock Dividend @ 10% (10 shares for every 100 shares held) in the meeting held on October 28, 2020. The Dividends are subject to approval of the shareholders' in the annual general meeting of the Company scheduled on December 19, 2020. The proposed dividend has not been accounted for in this interim financial statements.

Additionally the Board of Directors of BPL's Subsidiary, Nuvista Pharma Limited (NPL) has declared Cash dividend @ 35%, (Tk. 3.5 per share) for the year ended on June 30, 2020. The proposed dividend is subject to approval of the shareholders of NPL in the annual general meeting scheduled on November 25, 2020 and has not been accounted for in this interim financial statements.



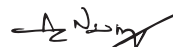
**Osman Kaiser Chowdhury**  
Director



**A B Siddiquir Rahman**  
Director



**Nazmul Hassan**  
Managing Director



**Mohammad Ali Nawaz**  
Chief Financial Officer



**Mohammad Asad Ullah, FCS**  
Executive Director & Company Secretary